

## CLASS 5: FUN ASSIGNMENTS - (2025-2026)



**Dear Students,**

Summer vacation is a wonderful time to relax, have fun, and enjoy time with your family. It's also a great chance to explore the world around you and learn new things in a fun way!

To help you stay connected with your learning, we have prepared some light and interesting holiday homework. These activities will help you revise what you've learned and discover more about exciting topics — all while having fun!

**Remember:**

- Do a little every day — no need to rush!
- Be neat and creative.
- Ask your parents or elders if you need help.
- Most importantly, enjoy the process!

We can't wait to see your wonderful work after the holidays. Have a safe, happy, and refreshing summer break! 🌸 🌻

**Your Teachers wish you Happy Holidays!**

## ENGLISH HOLIDAY HOMEWORK - CLASS V - 2025-2026

### **Part 1 : Exploring the Andaman and Nicobar Islands**

Andaman and Nicobar is a magnificent place to visit with your parents.

- (A) Design a brochure or travel guide for tourists giving a brief description of this place.

The layout for the brochure should be as follows:

- 1<sup>st</sup> fold of brochure - Geographical location
  - 2<sup>nd</sup> fold of brochure - How to travel from Delhi and transportation for local visit.
  - 3<sup>rd</sup> fold of brochure - Places of interest
  - 4<sup>th</sup> fold of brochure - Delectable cuisine of the islands
  - 5<sup>th</sup> fold of brochure - Native tribes
  - 6<sup>th</sup> fold of brochure - Names of other islands nearby
  - 7<sup>th</sup> fold of brochure - 3 fun facts about the Andaman and Nicobar Islands.
  - 8<sup>th</sup> fold of brochure - Write 10 adjectives to describe the place
  - 9<sup>th</sup> fold of brochure - Use verbs to describe the activities taking place on the islands.
- (B) Make a face mask (7-8 inches long and 5-6 inches wide), to depict any one of the tribes. Use a bright colour paper, paints or sketch pens to decorate.
- (C) You can also make a video (with voice over) by taking a virtual tour of these islands. You may include all the above points to make the video. Bring it in a pen drive.

### **Part 2: The Wizard of Hockey**

Read L-2 "The Wizard of Hockey" of your Mulberry Reader.

Do the following in the English note book:

Task 1) Half a page of neat handwriting and drawing on the other half.

Task 2) Write the difficult words and their meanings given in the highlighted boxes at the bottom of each page.

Task 3) Paste pictures of any five sports persons. Write their names along with the game they play.

Task 4) Click on the link given below to see a short movie on Dhyanchand on YouTube

<https://www.youtube.com/watch?v=dwXxHmtgNSg>

**Important Note:** 1. All work should be colourful and neatly done.

2. You can visit the official government website of Andaman and Nicobar Islands.

3. Usage of mobiles or laptop for information should be done under parental supervision.

### Part 3: Enjoyable Reading

To promote holistic development of students, parents are requested to engage in positive parenting practices at home. The primary objective is to promote emotional wellbeing, instil values and enhance social and life skills through simple activities.

Reading books is one such value-oriented activity.

Parents are requested to help children read the following books with children:

1. Short stories by Sudha Murthy
2. The Malgudi Days by R.K.Narayan
3. The Blue Umbrella by Ruskin Bind
4. Charlie and The Chocolate factory by Roald Dahl

### ग्रीष्मावकाश गृहकार्य

#### कक्षा - पाँचवीं

#### विषय - हिंदी

१. अंडमान और निकोबार द्वीप समूह में प्रचलित एक लोक कथा लिखिए ।
२. कोई भी एक देशभक्ति से ओतप्रोत कविता लिखिए तथा कक्षा में सुनाइए ।
३. ग्रीष्मावकाश के दौरान अपने माता-पिता के साथ बिताए गए एक यादगार दिन के बारे में लिखिए तथा उनके साथ ली गई कोई एक तस्वीर भी चिपकाइए।
४. अपने आसपास के परिवेश को देखकर किन्हीं तीन व्यक्तिवाचक संज्ञा, जातिवाचक संज्ञा और भाववाचक संज्ञा शब्द लिखिए तथा चित्र भी चिपकाइए ।

नोट:- सभी कार्य सफ़ेद A4 शीट पर करें।

परियोजना रंगीन व आकर्षक होना चाहिए ।

## Maths Adventure in the Andaman and Nicobar Islands

Let's explore the Andaman and Nicobar Islands using Fun Maths activities! You will use addition, subtraction, multiplication, division and shapes to learn about these beautiful islands.

---

### 1. Counting the Islands

There are \_\_\_\_\_ islands in total.

- ● Andaman Islands: \_\_\_\_\_
- ● Nicobar Islands: \_\_\_\_\_

Q1. How many more islands are in the Andaman group than the Nicobar group?

$$\underline{\hspace{2cm}} - \underline{\hspace{2cm}} = \underline{\hspace{2cm}}$$

### 2. Measuring Distances on a Map

On a map, 1 cm = 10 km.

Q2. If the distance between Port Blair and Havelock Island is 3 cm on the map, how

many kilometers is it in real life?

$$\underline{\hspace{2cm}} \times \underline{\hspace{2cm}} = \underline{\hspace{2cm}} \text{ km}$$

### 3. Island Word Problems

Q3. A boat carries 8 people. How many boats are needed to carry 56 tourists?

$$\underline{\hspace{2cm}} \div \underline{\hspace{2cm}} = \underline{\hspace{2cm}} \text{ boats}$$

Q4. A coconut costs ₹12. How much will a group of 9 tourists pay to have one each?

$$\text{₹} \underline{\hspace{2cm}} \times \underline{\hspace{2cm}} = \text{₹} \underline{\hspace{2cm}}$$

#### 4. Nature and Symmetry

Pg 2





Draw a turtle or fish (or paste a picture). Fold the paper in half to find symmetry.

Q5. How many lines of symmetry can you find? \_\_\_\_\_

 Draw the line(s) on the picture and paste your picture here.

#### 5. Design Your Own Island

Use these shapes to design your own island:

-  Squares
-  Triangles
-  Circles
-  Diamonds

Q7. How many of each shape did you use?

- Squares: \_\_\_\_\_
- Triangles: \_\_\_\_\_
- Circles: \_\_\_\_\_
- Diamonds: \_\_\_\_\_

 Draw your island on an A-4 sheet and colour it.

Pg 3

**Task I** Arrange in columns and solve the following:

a.  $34582 + 15739$

f.  $73820 - 29468$

b.  $92104 - 47895$

g.  $49125 + 44876$

c.  $58230 + 26148$

h.  $95000 - 58642$

d.  $80000 - 23567$

i.  $68413 + 27509$

e.  $61394 + 38217$

j.  $88812 - 34193$

**Task II Design Your Symmetry Monster!**

1. Take a sheet of paper and fold it in half.
2. On one side, draw **half** of a fun monster.
3. Fold and press to print the symmetrical other side!
4. Decorate your monster, name it, and bring it to class.

**Monster's Name:** \_\_\_\_\_

**Task III Build Your Own 3D Shapes!**

Choose **any** 3D shape

(Cube / Cuboid / Pyramid / Cylinder / Prism / Cone / A packing box)

**Instructions:**

1. Draw and cut out the **net** of the shape on cardboard or coloured paper.
2. Fold and glue/tape the net to make the shape.
3. Decorate each face with **patterns** of your choice.

**NOTE** You may take a printout of the above sheets and do the work.  
Make a Maths folder, beautify it and present your work neatly.

## Science Holiday Homework - Andaman Island

### Instructions:

1. Take A-3 size sheets .
2. Choose any 3 plants and any 3 animals found in the Andaman Islands.
3. For each plant and animal:
  - i) Write 2 or 3 amazing/interesting facts about them.
  - ii) Draw or paste a clear picture of each one.
4. Use one sheet for each plant or animal (you will need 6 sheets in total).
5. Decorate the sheets neatly and use colorful headings and borders.
6. Make a front page with:
  - i) Your name and class written clearly.
  - ii) A drawing related to Andaman Islands (like a beach, palm tree, tribal art, or sea animals).
7. Tie all the sheets together neatly with a ribbon.
8. Keep your work clean, creative, and well-organized.

## Social Studies - Holiday Home Work

The Andaman and Nicobar Islands is a Union Territory of India consisting of 572 islands. It is a popular tourist destination for Indians and foreigners.

**\*Make a collage of pictures and write information on A3 sheets on the following topics:**

1 ) CELLULAR JAIL

2) The CORAL REEF OF Andaman

3) Make a beautiful paper cover of the beaches of any Tribe (indigenous people) of Andaman.

**\*You may use a stencil to write the information.**

**\*The writing should be bold and neat.**

**\*The pictures pasted should be large and clear.**

